

EASY-SET SCAFFOLD TOWER™

- Tig-welded joints for higher capacity
- 6063 aerospace grade aluminum alloy
- Folding base unit for quick set up
- Heights up to 30' reach (8.9 m)
- Lightweight makes it easier to erect

METALTECH®

**BUILT TOUGH FOR
SAFETY**


EASY-SET SCAFFOLD TOWER™

THE EASY-SET SCAFFOLD TOWER™ IS THE PERFECT CHOICE FOR TRADESMAN LOOKING FOR A QUALITY AND AFFORDABLE MOBILE TOWER.


With the welded aluminum folding base unit it is ready to order in a range of standing heights up to 24' with 30' reach, available in a width of 2'6" and length of 5'4". All Easy-Set Scaffold Tower™ are tested in conformity with ANSI/ASSE A10.8 - 2011, OSHA 29CFR Part 1926 and CAN/CSA S269.2 standards.




	6' EASY-SET SCAFFOLD TOWER™	6' EASY-SET SCAFFOLD TOWER™ WITH GUARDRAILS	12' EASY-SET SCAFFOLD TOWER™ WITH GUARDRAILS AND OUTRIGGERS	18' EASY-SET SCAFFOLD TOWER™ WITH GUARDRAILS AND OUTRIGGERS	24' EASY-SET SCAFFOLD TOWER™ WITH GUARDRAILS AND OUTRIGGERS	
DIMENSIONS	65 X 31 X 72 IN. (165 X 78 X 185 CM)	65 X 31 X 108 IN. (165 X 78 X 275 CM)	65 X 31 X 180 IN. (165 X 78 X 455 CM)	65 X 31 X 252 IN. (165 X 78 X 640 CM)	65 X 31 X 324 IN. (165 X 78 X 823 CM)	
STANDING HEIGHT	6 FT (1.8M)	6 FT (1.8M)	12 FT (3.5M)	18 FT (5.3M)	24 FT (7.1M)	
REACH HEIGHT	12 FT (3.5M)	12 FT (3.5M)	18 FT (5.3M)	24 FT (7.1M)	30 FT (8.9M)	
PACKAGE DIM.	75 X 32.5 X 11.5 IN. (190 X 82 X 29 CM)	75 X 32.5 X 21.25 IN. (190 X 82 X 54 CM)	75 X 32.5 X 28.75 IN. (190 X 82 X 73 CM)	75 X 32.5 X 33.5 IN. (190 X 82 X 85 CM)	88.5 X 32.5 X 42 IN. (225 X 82 X 107 CM)	
PACKAGING WEIGHT	72.9 LB (33.1 KG)	159.2 LB (72.2 KG)	268 LB (121.5 KG)	322.6 LB (146.3 KG)	431.5 LB (195.7 KG)	
LOAD CAPACITY	800 LB (363 KG)	800 LB (363 KG)	800 LB (363 KG)	800 LB (363 KG)	800 LB (363 KG)	
INCLUDED IN PACK						
		QTY	QTY	QTY	QTY	
	FOLDABLE BASE	1	FOLDABLE BASE	1	FOLDABLE BASE	1
	TRAPDOOR PLATFORM	1	TRAPDOOR PLATFORM	1	TRAPDOOR PLATFORMS	2
	DIAGONAL BRACE	1	DIAGONAL BRACES	2	DIAGONAL BRACES	8
	CASTERS	4	CASTERS	4	ADJUSTABLE LEG WITH CASTERS	4
			HORIZONTAL BRACES	5	HORIZONTAL BRACES	9
			4 RUNG EXTENSION FRAMES	2	4 RUNG EXTENSION FRAMES	2
			OUTRIGGERS	4	OUTRIGGERS	4
			TOE BOARD SET	1	TOE BOARD SET	1
			7 RUNG EXTENSION FRAMES	2	7 RUNG EXTENSION FRAMES	4
					JUMBO OUTRIGGERS	4
					TOE BOARD SET	1
					7 RUNG EXTENSION FRAMES	6
MODEL	AL-Q0100	AL-Q0105	AL-Q0106	AL-Q0107	AL-Q0108	
UPC	778300001460	778300001477	778300001484	778300001491	778300001729	



FOLDING BASE UNIT



PLATFORM HOOK



BRACE HOOK FRAME LOCKING PIN



OUTRIGGER EXTENSION



ADJUSTABLE LEG AND CASTER

METALTECH

WWW.METALTECH.CO

1 800 363-7587